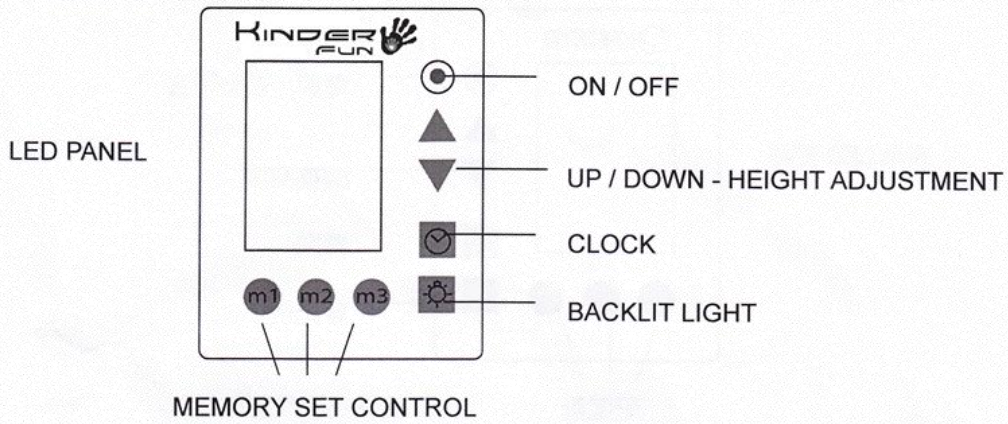
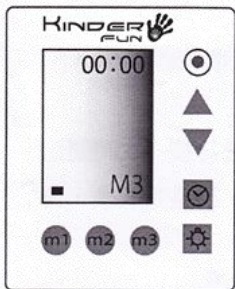


## Control Panel Instruction



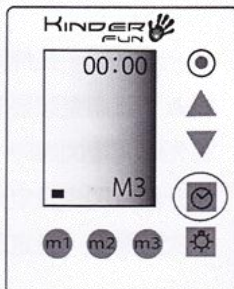
### ● Starting Display

LED backlit light & Timer display



### ● Time Set

Press ON/OFF button for 3 seconds till the backlit light (blue screen) appears




Press CLOCK button for 3 seconds.

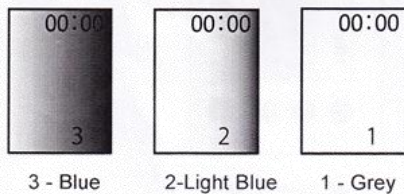
When the timer starts to flicker, you can press ▲ and ▼ buttons to set the Hour and Minute time.

When complete, press CLOCK button again to finalize all your time set.

### ● Backlit Light Brightness



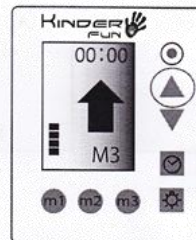
Press ON / OFF button for 3 seconds till the backlit light appears. Press the Backlit light button for 3 seconds to choose your preferred brightness level, Light 1, 2 or 3.




### ● Manual Height Adjustment

Press ON / OFF button for 3 seconds till the backlit light appears.

Press the up ▲ and down ▼ arrow buttons to adjust the height of desk.



Upward



Downward

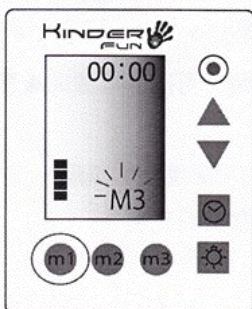
### ● Memory Set – Height Adjustment

Press ON / OFF buttons for 3 seconds till the backlit light appears.

To set the height of Memory 1: Press M1 button for 3 seconds → M1 button flickers 3 times → Press ▲ or ▼ button to adjust the height  
→ Release the ▲ or ▼ button when the desired height is achieved → M1 will stop to Flicker → Memory set is complete

M2 and M3 memory are set using the same steps described above.

After setting the Memory, the desk will automatically adjust to the set height for M1, M2 and M3 when you press the respective button.



Memory Selection Button

### ◆ Operation – Important Notes ◆

- All setting can only be operated when the backlit light is ON. If no button is pressed after 10 secs, the backlit light will shut OFF and the control panel will be locked automatically.  
To re-start any function, press ON/OFF button for 3 seconds.
- To STOP the desk operation during an Emergency, simply press ON/OFF, ▲ or ▼ buttons, and the desk will stop immediately.
- If the desk is in Power OFF mode, the pre-set Memory (M1 · M2 · M3) is kept for one week in the system.
- If you Restart or Power ON, the control panel will show backlit Light 3, and the Time will need to be reset.